

Assumption Life SmartSeries 2045 Fund

Quick facts

Date fund available: Nov 19, 2018

Date fund created: Nov 19, 2018

Managed by: Louisbourg Investments Inc.

As at December 31, 2019

Total fund value: \$271,000

Portfolio turnover rate: 23.28%

Fund category	Minimum investment (\$)	MER (%)	Net asset value per unit (\$)	Units outstanding (000's)
Series A (no-load)	500	2.74	11.40	10.95
Series B (no-load)	500	3.51	11.30	8.03
Series C (back-end load)	1000	3.39	11.32	4.90

What does the fund invest in?

The segregated fund invests in other underlying funds. The underlying funds invest in Canadian fixed income, foreign fixed income, Canadian preferred shares, large and small cap Canadian common shares, foreign common shares, and alternative investments including real estate and infrastructure.

How has the fund performed?

This section tells you how the fund has performed over the past year for a contract holder who chooses the series C. Returns are after the MER has been deducted.

It's important to note that this doesn't tell you how the fund will perform in the future. Also, your actual return will depend on the investment option you choose and on your personal tax situation. As the performance shown is for the back-end load C series, which has a lower management fee, the return on the no-load B series, which has a higher management fee, would be lower.

Top 10 investments

	% Assets
Louisbourg Dividend Fund	32.15
Louisbourg U.S. Equity Fund	13.99
Louisbourg EAFE Fund	13.46
Ishares Core MCSI EAFE Exchange-Traded Fund	8.11
Vanguard S&P 500 Exchange-Traded Fund	7.78
CI American Value Fund (Class I units)	7.03
Louisbourg Money Market Fund	5.33
Louisbourg Canadian Small Capitalization Equity Fund	3.73
Vanguard Emerging Markets Exchange-Traded Fund	2.45
Ishares Global Infrastructure Exchange-Trade Fund	1.21
Total	95.24
Total investments	16

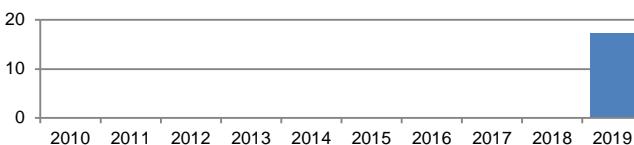
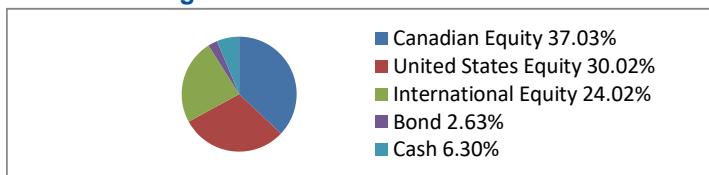
Average return

A person who invested \$1,000 on Nov 19, 2018, in series C has \$1,131.89 net on Dec 31, 2019, an average of 11.75% a year.

Year-by-year returns (%)

This chart shows how the fund would have performed in the past year for a policyowner. In the past year, the fund was up in value 1 year.

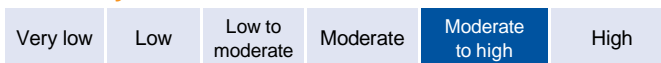
Investment segmentation



Are there any guarantees?

This fund is being offered under an insurance contract. It comes with guarantees that may protect your investment if the markets go down. The MER includes an insurance fee that is charged for the selected guarantee. For details, please refer to the information folder and the contract.

How risky is it?



The value of your investments can go down. Please see the *Individual Risk Factors* section of your information folder for further details.

Who is this fund for?

This fund may be right for a person seeking potential for long term growth and who is very comfortable with the ups and downs of the market.

How much does it cost?

One of the following sales charge options will apply. For details, refer to the information folder and discuss with your financial advisor.

1. Sales charges

Sales charge option	What you pay	How it works
Front End Sales Charge	N/A	N/A
Deferred Sales Charges	If you sell within: 1 year of buying 6.0% 2 years of buying 5.0% 3 years of buying 4.0% 4 years of buying 3.0% 5 years of buying 2.0% 6 years of buying 1.0% After 6 years 0.0%	When you invest in the fund, Assumption Life pays a commission of up to 5.2%. Any deferred sales charges are payable to Assumption Life. <ul style="list-style-type: none"> • The sales charges are deducted from the amount you sell. • You may sell up to 10% (20% for RIF tax types) of your units each year without paying a sales charge. • You may switch to units of other funds within the same guarantee option without paying any sales charges. The sales charge schedule will be based on the date you invest in your first fund.

2. Ongoing expenses

The management expense ratio (MER) includes the management fees, the operating expenses, the insurance fee and applicable sales taxes for the selected fund guarantee. You don't pay these expenses directly. They affect you because they reduce the return you get on your investment. For details on how the guarantees work, see your variable annuity contract or your information folder.

Fund category	MER (Annual rate as a % of the fund's value)
Series A (no-load)*	2.74
Series B (no-load)*	3.51
Series C (back-end load)	3.39

*No exit fees are applicable to any transfer or partial or full surrender.

Trailing commission

Assumption Life pays a trailing commission to your advisor of up to 1.15% on series B funds and up to 0.5175% on series C funds of the value of your investments each year. This is for services and advice provided by your financial advisor. The trailing commission is already included in the management fee.

3. Other fees

- No fees are charged for the first 4 internal transfers made within a calendar year. A \$20 fee per transfer is charged for additional transfers.
- A transfer fee of \$50 per transfer to another financial institution is applicable to the partial or total transfer of any amount from your Assumption Life annuity contract to another financial institution regardless of whether the source of the funds is a segregated fund or a GIA.
- A \$25 fee is deducted directly from your contract, without notice, for any cheque or preauthorized debit which is not honoured by your financial institution.
- A monthly contract fee may apply for a group annuity contract and also for an individual annuity contract issued before December 31 2001.